

THE MAKING OF LEARNING VIDEO “LEARNING ENGLISH ADJECTIVE COMPARISON WITH HARRY POTTER MOVIES”

Eric Sander¹, Rionaldi²

^{1,2} English Study Program of State Polytechnic of Bengkalis
State Polytechnic of Bengkalis

Jl. Bathin Alam-Sungai Alam, Bengkalis-Riau, 28711 Phone: (+6277) 24566,
Fax: (+2766) 800 1000 e-mail: ericsander.polbeng@gmail.com,
rio@polbeng.ac.id

Abstract: *The purpose of the study was to make learning English adjective comparison with Harry Potter movie. The method of this study was descriptive research. There were four processes in making the learning video. The first was collecting materials and planning the video, the second was writing the video script, the third was editing the video and the last was making the subtitle. The result of the study was an 18 minutes Video about English adjective comparison with Harry Potter movies. It consists of introduction, the nature of adjective comparison, kinds of adjective comparison and the examples taken from movie scenes for. This video is a good alternative for learner to learn about adjective comparison from movie.*

Keywords: *Learning Video, Adjective Comparison, Movie*

INTRODUCTION

Learning and mastering a foreign language is one of the most challenging efforts a person may experience in his or her lifetime. Many students have learned English for many years. Nevertheless, their English proficiency is still below the standard expected.

Adjective comparison is one of grammatical rules found difficult for language learners. Shalehoddin and Samosir (2017) found that most of

eighth grade students of SMP Clarissa Batam did not master degrees of comparison well. Moreover, Tambunan and Nababan (2018), found that the highest errors made by the students were malformation followed by disordering, addition, and omission respectively. Maulida (2009) states that grammatical rules differences between students' mother tongue and English and lack of grammatical rules exposure especially about adjective are the

reasons of the difficulties faced by the students.

The use of media such as movies, music, films, and other types of entertainment-related learning resources can encourage language learners to develop their language competencies. Kusumarasdyati (2004) says that movies not only motivate the learners effectively but also stimulate their imagination a lot. Khoshniyat and Dowlatabadi (2014) state that using English movies can empower English language learners with extensive vocabulary lists, syntax, and other language skills that enable them to improve their English proficiency.

Watching movie is one of interesting activities interesting done for students. They like to watch movie because they can see the visual characters, images, and places that they cannot find from books or novels. Harry Potter movie, a British-American movie based on the Harry Potter Novels by author J. K. Rowling, is one of popular movies in the world. Many people like to watch it. Therefore, incorporating it as learning media is promising since movies can encourage language learners'

motivation and improve their English proficiency. Therefore, making learning video about adjective comparison using the examples taken from Harry Potter movie scenes is the focus of this research.

REVIEW OF RELATED LITERATURE

Related Theory

The Nature of Grammar

Definition of Grammar

Grammar is a rule system used to make a good sentences in English. Meanwhile, Keck and Kim (2014) state that grammar is a system of rules which govern how words (and smaller morphemes) can be combined to form sentences.

According to Crystal (2006) "Grammar is the study of all the contrasts of meaning that it is possible to make within sentences. The 'rules' of grammar tell us how. In Crystal theory it can concluded that rules of grammar teach us how to make a good sentences.

From both theories above, it can conclude that grammar is a study about rules to make and combined to form sentences in particular language.

The Nature of Adjective Comparison

Adjective comparison is one of grammar subjects that are used to compare objects. According to Joshi (2013) Comparison refers to adjectives/adverbs being written in different forms to compare one or more persons, places, things or events.

Xavier (2008) explains that “There are three degrees: positive, comparative and superlative. It can conclude that positive degree, comparative degree, and superlative degree is kinds of adjective comparison.

In summary, adjective comparison is grammar for comparing persons, places, things or events that more than one thing. And there are three kinds of adjective comparison. they are positive degree, comparative degree, and superlative degree.

Kinds of Comparison

There are three kinds of adjective comparison. The first is positive degree, the second is comparative degree, and the last is superlative degree. According to Joshi (2013), degrees of comparison refers to adjectives/adverbs written in different forms to compare one or more persons, places, things or events.

He states there are kinds of

adjective comparison that described as follow:

a. Positive Degree

Positive degree is used when no comparison is made. Or there is comparison of equality or inequality.

Example:

*This boy is **as strong as** that. [They are same]*

*My pen is **as cheap as** yours.*

b. Comparative Degree

Comparative degree is used when two things are compared to show the difference of quality.

Example:

*This boy is **taller** than that.*

*My pen is **cheaper** than yours.*

c. Superlative Degree

Superlative degree is used when more than two things are compared to show the particular one has the highest degree of particular quality. Example:

*This boy is the **smartest** students in his class.*

*This pen is the **cheapest** pen in this store.*

The Nature of Video

According to Sardiman (2009) video is audio visual media that displays images and sounds. The message presented can be either facts (events, important events, news) or

fictitious (such as stories), can be informative, educative or instructional. It can be concluded that video is a media that can display images and sounds with same times and video has contained some information like events, news, or story.

Related Study

There are some studies conducted related to comparison. Fredrik Smeds (2007) study entitled “Adjective Comparison in Contemporary British English: A Corpus Study of More than One Hundred Adjectives”. The purpose of this study was to explain the ways of comparing adjectives in english. The result of this study showed that students were able to use adjective comparison correctly.

The second study related to this study was done by Ira Ihsahudin (2013) with the title “Improving Student’s Understanding on Degrees of Comparison of Adjectives through Contextual Teaching and Learning.” The purpose of this study is to improve the students’ understanding on degree of comparison of adjective through Contextual and Learning in the second years of MTs Daarul Hikmah Pamulang academic

year 2011/2012. The result of the study showed that there was improvement of students’ ability in degree of comparison of adjective.

From both studies above, this product focus to teach readers about adjective comparison without video method, but this study focused to teach readers or viewers about adjective comparison with video method.

Related product

There are several video products about adjective comparison. A video made by Learn English with English Class 101.com from you tube entitled “Basic Adjective Comparisons – Learn English Grammar“ (<https://www.youtube.com/watch?v=DtDFaWTh2M>).



Figure 2.1
Video about Adjective Comparison

This product is different with the made by the researcher in terms of quiz section that students will answer

by themselves.

METHODOLOGY OF THE STUDY

Method of the Study

The method used in this study was descriptive research. According to Sugiyono (2005), the descriptive method is a method used to describe or analyze a research result but is not used to make broader conclusions.

Equipments

1. Hardware

Hardware used in this study was 2. Personal Computer (PC).

It was used to cut the movie scene. 3. Software

Software used in this study were

1. Microsoft Office Word

Microsoft office word was used to make a data what minute the comparison grammar.

2. AVS Video Editor

AVS Video Editor was used to edit and cut video.

Material

Harry Potter is a British-American Movie released on September 2001 and ended on December 2010, Harry Potter movie has eight series. The first series is “Harry Potter and the Philosopher’s Stone” and the last is “Harry Potter

and the Deadly Hallows – Part 2”. In this research, the part of Harry Potter movies were analyzed, then the scenes which use adjective comparison were taken to make a learning video about adjective comparisons.

Data Collection Technique

The data for this study were collected from the scenes of Harry Potter movies.

Product Design

In this video, there were some pictures and videos with 18 minutes long.

Table 3.1 The Story board

No	Minute	Discussion
1	1-3	Introduction
2	3-4	Explanation about adjective comparison
3	4-14	Explanation kinds of adjective comparison and show the scene contained Harry Potter movie.
4	14-18	Conclusion and closing

RESULT AND DISCUSSION

Process of Making the Learning Video

There were several steps in making the learning video about adjective comparison used in the movies of the Harry Potter and the Deadly Hallows part 1 and part 2.

The steps were

Collecting Materials

The making of the product was started by collecting materials such as the movies. The first movies chosen were “Harry Potter and the Deadly Hallows part 1 and part 2”. The second was finding the information about adjective comparison. The information was gathered from the book, e-book, the movie, and the internet, the third was finding software for editing the video, the software used were AVS video editor for editing, and the last one was made subtitle with notepad.

Making the Script

The script planned was written in the Microsoft Word that include the outline of how the video was made. The planning also contained sentences about the subject used as material.

Editing the Video

The first step was opening the software editor. In this process the software used was AVS Video editor. After the Software was opened, then media library on the option was chosen.

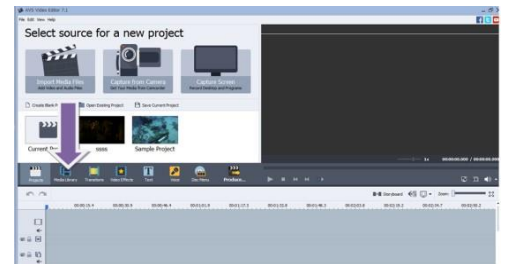


Figure 4.1 Opening AVS Video Editor

The second was clicking at the plus symbol at the center of the application.

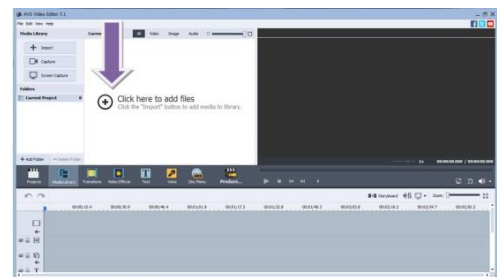


Figure 4.2 Adding Files or Video

The third was choosing the video file to be edited. After “open” button is clicked, the video would appear at the workspace.

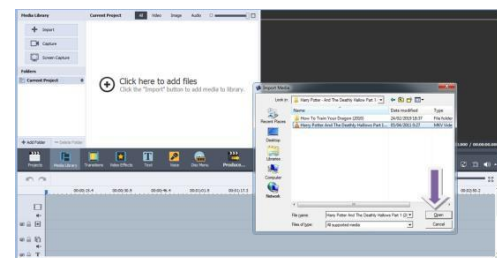


Figure 4.3 Choosing video

The fourth was dragging the video. The video was taken from the “The Harry Potter” movies. After step number 3, the movie was chosen, then it was dragged into the timeline.

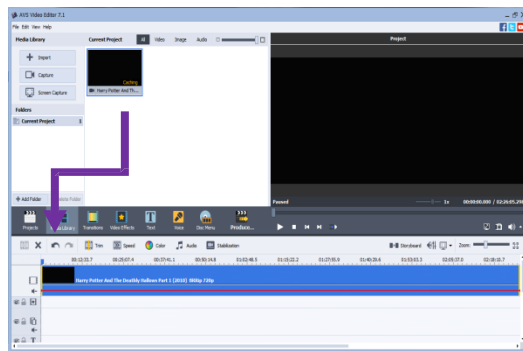


Figure 4.4 Dragging to the Timeline

The fifth was choosing trim in the option. Small box would appear that shows the movie, start time and end time. After that, start time and the end time for the video was set.

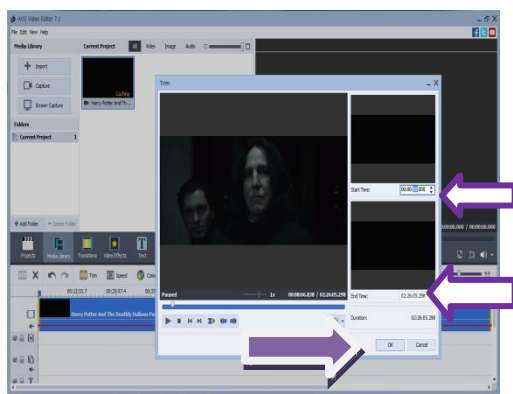


Figure 4.5 Setting the Video Cut

The sixth was clicking “produce” option in software bar, then, produce box would appear.



Figure 4.6 Video after cut

The next was choosing type of video format and profile. Mkv format was chosen and the profile was HD Video 720 p.

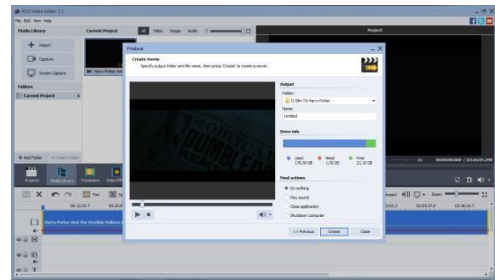


Figure 4.7 Choosing the Format

The seventh was choosing the place for saving the file and naming the file, followed by clicking “creates”. “Wait for a minute” while the file was being produced.

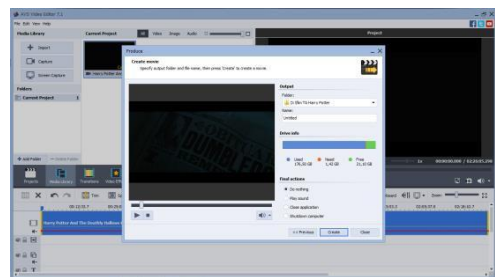


Figure 4.8 Producing the Video

The eighth was combining the video. The edited files (explanation video, some pictures, background music and movie cut scene) were added in the workspace and the files were dragged to the timeline.

4. Making the Subtitle for the Video

Notepad was used in making the subtitle. The steps were opening the notepad, setting the outline for making subtitle. Then, saving the subtitle by pressing Ctrl + S and naming the file with “srt”.

The result of the learning video is a video about Adjective Comparison used in the Harry Potter movie with the duration of 18 minutes. The content of the Learning Video can be seen below:

Table 4.1 Adjective comparison sentence from the Video

Time	Sentence
Positive Degree	
04:24 – 04:41	<i>Professor, my mother's patronus was a doe, wasn't it? as the "same" as professor snape's</i>
Comparative Degree	
06:25 – 06:35	<i>I brought you here 16 year's ago when you were not "bigger" than a bowtruckle</i>
07:48 – 08:23	<i>Because her love was more "powerful" than Voldemorth</i>
09:00 – 09:27	<i>He is "better" than you, Hermonie</i>
Superlative Degree	
11:45 – 12:19	<i>So well. I've deceived one of the "greatest" wizards of all time.</i>
12:53 – 13:20	<i>The most "powerful" wand ever made</i>

13:55 – 14:20	<i>Harry is the "best" hope we have. Trust him.</i>
---------------	---

Evaluation

This product was evaluated by three evaluators. They were the students, the lecturer of English study program and the English Teacher from Senior High School. The evaluation from students was that the video was good. They suggested to add one or two examples from positive degree. The evaluation from the lecturer was to make the video more interesting and entertaining for viewers. He suggested to make some changes to fix the weaknesses. The last one is from the English Teacher of Senior High School. It was evaluated by Mrs. Salbiah, an English teacher. She said that the video was interesting. However, it was a bit difficult to catch the point. She suggested to create a picture to show who the person in the movies was.

Problems

There were several problems faced during the process of making the learning video about adjective comparison. They are:

1. Problem in making script.

Making the script for the Learning video is not an easy task, because

every steps of explanation need a general explanation from books. Besides, the word font in the video should be clear to read.

2. Problem in editing the video.

In editing the video, a lot of time was used because lack of skill on using the software editor and a low specification of personal computer used

3. Problem on making the subtitle

The problem on making subtitle was editing the time for every scene that the subtitle would appear.

CONCLUSION AND SUGGESTION

Conclusion

Based on the discussion on previous chapters about the making of Learning Video about adjective comparison used in The Harry Potter Movie, there was a conclusion that can be taken. In adjective comparison, there are 3 kinds of adjective comparison. The first is positive degree, the second is comparative degree, and the last one is superlative degree. There were 7 sentences containing comparisons found. The result of the study was a learning video about adjective comparison used in Harry Potter movie with 18 minutes

long. It started with opening and introduction from presenter and then followed by explanation about adjective comparisons and the examples taken from the movies.

Suggestions

There are several suggestions for the viewer and teacher. They are as follow:

Suggestion for Viewer

By watching the learning video they can get what adjective comparison is and learn how to make adjective comparison sentences.

Suggestion for Teacher

The learning video about adjective comparison used in Harry Potter movie can be used by teacher to explain adjective comparison.

REFERENCES

- Crystal, David. 2006. *The Fight for English*. New York: Oxford University Press.
- Fredik, Smeds. 2007. *Adjective Comparison in Contemporary British English: A Corpus Study of More than One Hundred Adjective*. Karlstad: Karlstads university.
- Ira, Ihsahudin. 2013. *Improving Students' Understanding on Degrees of Comparison of*

- Adjectives through Contextual Teaching and Learning.* Jakarta: Universitas Islam Negeri.
- Joshi, Manik. 2013. *Making Comparisons In English.* New York: Createspace Independent Publishing Platform.
- Keck, C. And Kim, Y. 2014. *Pedagogical Grammar.* New York: John Benjamins Publishing Co.
- Khoshniyat, A. S., & Dowlatabadi, H. R. 2014. Using conceptual metaphors manifested in Disney movies to teach English idiomatic expressions to young Iranian EFL learners. *Procedia-Social and Behavioral Sciences*, 98(1), 999-1008.
- Kurniawati, Dewi. 2012. *The Effectiveness of Using YouTube Video in Teaching English Grammar Viewed From Students' Attitude.* Published Thesis. Lampung : Universitas Islam Negeri Raden Intan.
- Kusumarasdyati. 2004. Listening, viewing and imagination: Movies in EFL classes. *2nd International Conference on Imagination and Education Vancouver, Canada, July 14-17, 2004.*
- Maulida, Isna. 2009. *Analysis on the Difficulties Faced by The Students in Using English Descriptive Adjectives.* UIN Syarif Hidayatullah Jakarta (Unpublished Paper)
- Moss, R. 1983. *Video, The Educational Challenge.* Croom . London: Helm Ltd.
- Sardiman. 2009. *Media Pendidikan.* Jakarta: PT Raja Grafindo Persada.
- Shalehoddin & JunawatiSamosir (2017) An Analysis of Students' Mastery of Comparison Degrees. *Anglo-Saxon*, Vol. 8, No. 2:207-213
- Sugiyono. 2005. *Metode Penelitian Sosial.* Jakarta: Alfabet.
- Tambunan, Bonari HR., Nababan, JUandi. 2018. The Error of Using Degrees of Comparison in Adjectives. *International Journal of English Literature and Social Sciences (IJELS.* Vol-3, Issue-1
- Veronika, Selvi. 2018. *The Making of Tenses Compilation Video Used by All Characters in "Penguins of Madagascar" Movie to Learn Grammar.* Published Thesis. Bengkalis: State Polytechnic of Bengkalis.
- Warschauer, M., and Meskill, C. 2000. Technology and Second Language Learning. In J. Rosenthal (Eds.), *Handbook of undergraduate second language education.* Mahwa, New Jersey: Lawrence Erlbaum.
- Xavier. 2008. *Practical English Grammar.* Mumbai: St Paul Press Training School